

Together Fund Community Organisation Survey

As part of the funding agreement, you are required to provide us with feedback about your project. Please complete this survey as fully as possible (however we realise that you might not be able to answer all of the questions).

Your feedback will be shared with Sport England and will help to inform any future funding opportunities too.

1. Organisation Name

2. Has the funding helped your organisation survive the pandemic?

- Yes
- No
- Not sure

3. Has the funding helped improve your financial performance?

- Yes
- No
- Not sure

4. Has the funding helped secure funding from other places?

- Yes
- No
- Not sure

5. Has the funding helped develop new relationships/partnerships with other organisations?

- Yes
- No
- Not sure

6. Has the funding increased confidence to deliver sport and physical activity?

- Yes
- No
- Not sure

7. Has the funding helped upskill people in your organisation?

- Yes
- No
- Not sure

8. Has the funding helped attract new participants?

- Yes
- No
- Not sure

9. Has the funding helped you to offer more opportunities for people to be active?

- Yes
- No
- Not sure

10. Has the funding provided you with recognition for the work you do for the community?

- Yes
- No
- Not sure

11. Will you continue to offer sport/physical activity opportunities after this funding has ended?

- Yes
- No
- Unsure

12. Please provide us with more information about your answer to Q11

13. Use the box below to state any other benefits to your organisation.
Please separate each benefit using a line break

Please skip if the organisation has not experienced any other benefits

Together Fund Community Organisation Survey

The next set of questions will help us to understand the effect of the funding on the community

14. Has the funding helped create a local community with more confidence to be active?

- Yes
- No
- Not sure

15. Has the funding provided the community with more opportunities to be active?

- Yes
- No
- Unsure

16. Has the funding helped individuals connect/reconnect with their local community?

- Yes
- No
- Not sure

17. Has the funding helped families be active together?

- Yes
- No
- Unsure

18. Has the funding helped people from different backgrounds mix and get on well together?

- Yes
- No
- Not sure

19. Has the funding helped the local community manage their physical health?

- Yes
- No
- Not sure

20. Use the box below to state any other benefits to your local community.
Please separate each benefit using a line break
Please skip if the local community has not experienced any other benefits

Together Fund Community Organisation Survey

The next set of questions will help us to understand the participants who benefited from the funding.

21. Please enter the total number of participants in your project, counting each individual only once.

(If you are unsure, please enter an estimate)

22. For projects with a set number of sessions, approximately what percentage of those participating dropped out before their participation was complete?

0 50 100

23. Were at least 75% of the project beneficiaries from a culturally diverse community?

- Yes
- No
- Not sure/Prefer not to say

24. Did at least 75% of the project beneficiaries have a disability?

- Yes
- No
- Not sure/Prefer not to say

25. Did at least 75% of the project beneficiaries have a long term health condition?

- Yes
- No
- Not sure/Prefer not to say

26. Do at least 75% of the project beneficiaries live in an area of Index of Multiple Deprivation (IMD) Deciles 1-3?

Enter beneficiary postcodes into the tool at this link: <https://imd-by-postcode.opendatacommunities.org/imd/2019>

- Yes
- No
- Not sure/Prefer not to say

27. How, if at all, do you think the funding can be improved to have more impact on either your organisation or the local community?

Separate each improvement using a line break

28. Do you have any final comments about the project you would like to add?

Together Fund Community Organisation Survey


The next set of questions will help us to understand the workforce in your organisation

29. What percentage of the project workforce are from culturally diverse communities?

Please select a percentage from the sliding scale

Please leave blank if you are unsure or prefer not to say

0 50 100



30. Is the most senior leader of your organisation from a culturally diverse community?


- Yes
- No
- Not sure/Prefer not to say

31. What percentage of the project workforce have a disability?

Please select a percentage from the slider below

Please leave blank if you are unsure or prefer not to say

0 50 100



32. Does the most senior leader of your organisation have a disability?


- Yes
- No
- Not sure/Prefer not to say

33. What percentage of your workforce have a long-term health condition?

Please select a percentage from the slider below

Please leave blank if you are unsure or prefer not to say

0 50 100



34. Does the most senior leader of your organisation have a long term health condition?

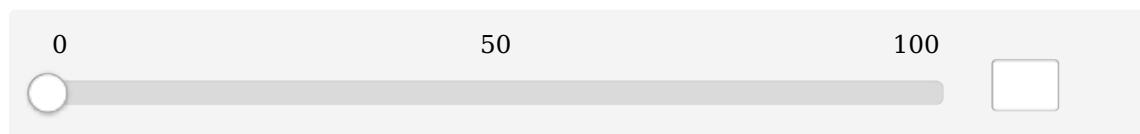
- Yes
- No
- Not sure/Prefer not to say

35. What percentage of the project workforce live in an area of Index of Multiple Deprivation (IMD) Deciles 1-3?

Enter workforce postcodes into the tool at this link: <https://imd-by-postcode.opendatacommunities.org/imd/2019>

Please enter a percentage using the slider below.

Please leave blank if you are unsure or prefer not to say.



A horizontal slider control with a light gray background. The slider has three numerical labels: '0' at the left end, '50' in the middle, and '100' at the right end. A white circular knob is positioned at the '0' mark. A dark gray bar extends from the knob to the right, ending at approximately the 75% mark. To the right of the slider is a small, empty square input box.

36. Does the most senior leader of your organisation live in an area of Index of Multiple Deprivation (IMD) Decile 1-3?

Enter the postcode into the tool at this link: <https://imd-by-postcode.opendatacommunities.org/imd/2019>

- Yes
- No
- Not sure/Prefer not to say